









**1. What is your gender?**

		Response Percent	Response Count
Female		33.6%	97
<b>Male</b>		<b>66.4%</b>	<b>192</b>
<b>answered question</b>			<b>289</b>
<b>skipped question</b>			<b>10</b>

**2. Which category below includes your age?**

		Response Percent	Response Count
17 or younger		0.3%	1
18-20		0.0%	0
21-29		2.3%	7
30-39		14.1%	42
40-49		27.5%	82
<b>50-59</b>		<b>38.9%</b>	<b>116</b>
60 or older		16.8%	50
<b>answered question</b>			<b>298</b>
<b>skipped question</b>			<b>1</b>



### 3. How many total years of Project Management Professional (PMP) experience do you have?

		Response Percent	Response Count
Less than 1 year		9.1%	27
1-5		14.4%	43
6-10		20.1%	60
<b>11-15</b>		<b>23.5%</b>	<b>70</b>
16-20		16.1%	48
21-25		10.1%	30
26-30		6.7%	20
<b>answered question</b>			<b>298</b>
<b>skipped question</b>			<b>1</b>





















### 4. How many years as a PMI-OC member?

		Response Percent	Response Count
Less than 1 year		18.1%	54
<b>1-5</b>		<b>47.7%</b>	<b>142</b>
6-10		23.2%	69
11-15		7.4%	22
16-20		3.0%	9
21-25		0.3%	1
26-30		0.3%	1
<b>answered question</b>			<b>298</b>
<b>skipped question</b>			<b>1</b>

## 5. Are you currently employed?

		Response Percent	Response Count
Yes		86.2%	256
No		13.8%	41
answered question			297
skipped question			2








**6. What industry do you currently work in, or have worked in? Please select from the list or enter your industry.**

		Response Percent	Response Count
Aerospace/Defense		16.2%	48
Construction		6.8%	20
Consulting		19.3%	57
Engineering		10.8%	32
Financial Services		11.5%	34
Government		9.5%	28
Headhunter/Recruiter		0.0%	0
Healthcare		17.2%	51
Human Resources/Training		2.4%	7
HW		2.4%	7
Insurance		5.1%	15
IS		7.1%	21
IT		<b>26.0%</b>	<b>77</b>
Manufacturing/Production		14.2%	42
Marketing		5.4%	16
Medical Devices/Disposables		4.7%	14
Pharmaceuticals		4.7%	14
Software		11.5%	34
Telecommunications		9.5%	28
Utilities		7.4%	22
Other (please specify)		11.5%	34
<b>answered question</b>			<b>296</b>

skipped question

3









## 7. What is your primary job function?

		Response Percent	Response Count
Project/IT/PMO Manager		40.0%	114
Program Manager		19.3%	55
Project/IT Lead or Supervisor		10.5%	30
Business/Systems Analyst		7.4%	21
Consultant		13.0%	37
Director/Executive Management		14.4%	41
Other (please specify)		13.3%	38
		<b>answered question</b>	<b>285</b>
		<b>skipped question</b>	<b>14</b>






## 8. Please select all certifications that you currently hold.

		Response Percent	Response Count
Certified Associate in Project Management (CAPM)®		3.9%	11
<b>Project Management Professional (PMP)®</b>		<b>78.9%</b>	<b>225</b>
Program Management Professional (PgMP)®		1.1%	3
PMI Agile Certified Practitioner (PMI-ACP)®		1.1%	3
PMI Risk Management Professional (PMI-RMP)®		1.1%	3
PMI Scheduling Professional (PMI-SP)®		1.1%	3
OPM3® Professional Certification		1.8%	5
None		16.5%	47
<b>answered question</b>			<b>285</b>
<b>skipped question</b>			<b>14</b>

**9. Are you planning to pursue a certification? Please select all that apply.**

		Response Percent	Response Count
Certified Associate in Project Management (CAPM)®		3.9%	11
<b>Project Management Professional (PMP)®</b>		<b>38.2%</b>	<b>109</b>
Program Management Professional (PgMP)®		17.5%	50
PMI Agile Certified Practitioner (PMI-ACP)®		17.2%	49
PMI Risk Management Professional (PMI-RMP)®		11.2%	32
PMI Scheduling Professional (PMI-SP)®		3.5%	10
OPM3® Professional Certification		3.5%	10
None		24.6%	70
		<b>answered question</b>	<b>285</b>
		<b>skipped question</b>	<b>14</b>

**10. How do you get your Professional Development Units (PDU)? (Please select all that apply)**

		<b>Response Percent</b>	<b>Response Count</b>
On the Job		62.1%	177
Volunteering		31.6%	90
Developing new knowledge (Blogs, books, presentations, etc.)		34.7%	99
<b>Self directed individualized study (Webinars, etc.)</b>		<b>66.3%</b>	<b>189</b>
Other (please specify)		29.8%	85
		<b>answered question</b>	<b>285</b>
		<b>skipped question</b>	<b>14</b>



**11. What are your needs as a PMI-OC member? Rank your needs from 1 (most important) to 9 (least important). Note that each rating value of 1-9 can only be selected once across the list of needs.**

	1	2	3	4	5	6	7	8	9	Rating Average
Networking	<b>22.1%</b> (52)	17.0% (40)	11.9% (28)	10.6% (25)	10.6% (25)	7.7% (18)	6.0% (14)	5.5% (13)	8.5% (20)	3.9
Professional Development/Training	14.3% (34)	<b>25.7%</b> (61)	16.9% (40)	10.1% (24)	6.3% (15)	4.6% (11)	9.7% (23)	7.2% (17)	5.1% (12)	3.8
Certification	15.6% (35)	9.8% (22)	11.6% (26)	8.9% (20)	4.9% (11)	9.3% (21)	11.1% (25)	9.8% (22)	<b>19.1%</b> (43)	5.1
PDUs / Certification Retention	<b>20.5%</b> (49)	12.1% (29)	11.3% (27)	13.8% (33)	9.6% (23)	7.9% (19)	7.5% (18)	7.5% (18)	9.6% (23)	4.2
Career Management Support	1.8% (4)	6.6% (15)	8.8% (20)	17.6% (40)	<b>23.8%</b> (54)	16.7% (38)	11.9% (27)	9.3% (21)	3.5% (8)	5.2
Employment Opportunities	7.9% (20)	8.7% (22)	9.5% (24)	13.5% (34)	<b>15.9%</b> (40)	15.1% (38)	7.5% (19)	11.9% (30)	9.9% (25)	5.1
Knowledge Sharing	3.2% (8)	7.6% (19)	15.6% (39)	12.0% (30)	14.8% (37)	<b>19.2%</b> (48)	16.4% (41)	8.0% (20)	3.2% (8)	5.1
Mentoring	3.7% (9)	8.2% (20)	7.8% (19)	9.8% (24)	9.8% (24)	11.1% (27)	17.6% (43)	<b>24.6%</b> (60)	7.4% (18)	5.8
Social/Fun	11.3% (29)	6.2% (16)	8.9% (23)	5.1% (13)	5.1% (13)	6.2% (16)	13.6% (35)	15.2% (39)	<b>28.4%</b> (73)	6.0

Other (please specify):

answered question

skipped question










## 12. How do the following PMI-OC offerings meet your expectations?

	Extremely Satisfied	Very Satisfied	Satisfied	Dissatisfied	Very Dissatisfied	Extremely Dissatisfied	N/A do not utilize
Advanced Topics Seminars	11.2% (29)	21.5% (56)	28.1% (73)	3.1% (8)	1.2% (3)	0.4% (1)	34.0% (90)
Breakfast Meetings	1.2% (3)	3.1% (8)	9.3% (24)	2.7% (7)	0.4% (1)	0.4% (1)	82.9% (212)
Dinner Meetings	3.5% (9)	18.8% (49)	33.5% (87)	4.6% (12)	1.2% (3)	0.8% (2)	37.4% (95)
Email Notices of Events	17.2% (45)	29.9% (78)	<b>39.1% (102)</b>	3.1% (8)	0.8% (2)	1.1% (3)	8.8% (23)
Employment Opportunities	2.3% (6)	5.7% (15)	27.9% (73)	14.1% (37)	2.7% (7)	2.3% (6)	45.0% (115)
Member/Volunteer Orientation Training	6.6% (17)	9.3% (24)	28.8% (74)	2.3% (6)	2.3% (6)	1.9% (5)	48.8% (125)
Networking	5.8% (15)	17.4% (45)	<b>40.5% (105)</b>	6.2% (16)	1.9% (5)	1.5% (4)	26.7% (68)
Newsletter (Milestones)	14.5% (38)	20.6% (54)	<b>44.3% (116)</b>	5.7% (15)	1.5% (4)	0.8% (2)	12.1% (31)
PDU Opportunities	9.5% (25)	23.3% (61)	<b>37.0% (97)</b>	6.9% (18)	2.3% (6)	1.1% (3)	19.9% (51)
PMI-OC Web Site	13.0% (34)	19.2% (50)	<b>44.8% (117)</b>	6.5% (17)	3.1% (8)	1.5% (4)	11.9% (31)
PMP Training Course	7.3% (19)	15.8% (41)	12.0% (31)	2.7% (7)	1.9% (5)	0.8% (2)	59.5% (153)
Recognition	4.3% (11)	9.3% (24)	24.1% (62)	2.7% (7)	1.9% (5)	1.9% (5)	55.8% (143)
Vendor Product/Service Information	3.5% (9)	4.7% (12)	30.3% (77)	5.9% (15)	2.8% (7)	1.2% (3)	51.6% (133)
Volunteer Opportunities Offered	7.0% (18)	14.0% (36)	33.9% (87)	4.7% (12)	1.9% (5)	1.2% (3)	37.3% (95)
Volunteer Actual Experience	6.7% (17)	8.3% (21)	21.4% (54)	3.6% (9)	2.0% (5)	1.2% (3)	56.8% (145)












answ

skip

**13. What factors discouraged you from attending chapter events? Select all that apply.**

		Response Percent	Response Count
<b>Work/Personal Priorities</b>		72.8%	198
Not Interested in Presentation Topic		30.1%	82
Event Location		15.8%	43
Event Day		13.6%	37
Event Time		17.3%	47
Currently unemployed but plan to attend more when I get a job		6.6%	18
Cost / Too Expensive		15.4%	42
Low/No Value		11.4%	31
Other (please specify)		12.9%	35
		<b>answered question</b>	<b>272</b>
		<b>skipped question</b>	<b>27</b>

**14. Please select the activities of interest? Select all the apply.**

		Response Percent	Response Count
Networking		66.2%	180
Sharing Knowledge with Others in the Profession		49.6%	135
Speaker		41.9%	114
Presentation Topic		54.0%	147
PDU Opportunities		63.6%	173
Employment Opportunities		43.0%	117
Volunteer Opportunities		24.6%	67
Receiving Updates on PMI-OC Activities		35.3%	96
Reasonable Cost		38.2%	104
N/A (Do Not Attend Dinner Meetings)		5.5%	15
Other (please specify)		3.3%	9
<b>answered question</b>			<b>272</b>
<b>skipped question</b>			<b>27</b>

**15. Please tells us how we may better serve you.**

	Response Count
	271
<b>answered question</b>	<b>271</b>
<b>skipped question</b>	<b>28</b>